

Evaluation Overview

MSRGN Virtual Winter Meeting

Presented by: Liza Creel and Maddie Shipley

January 28, 2021

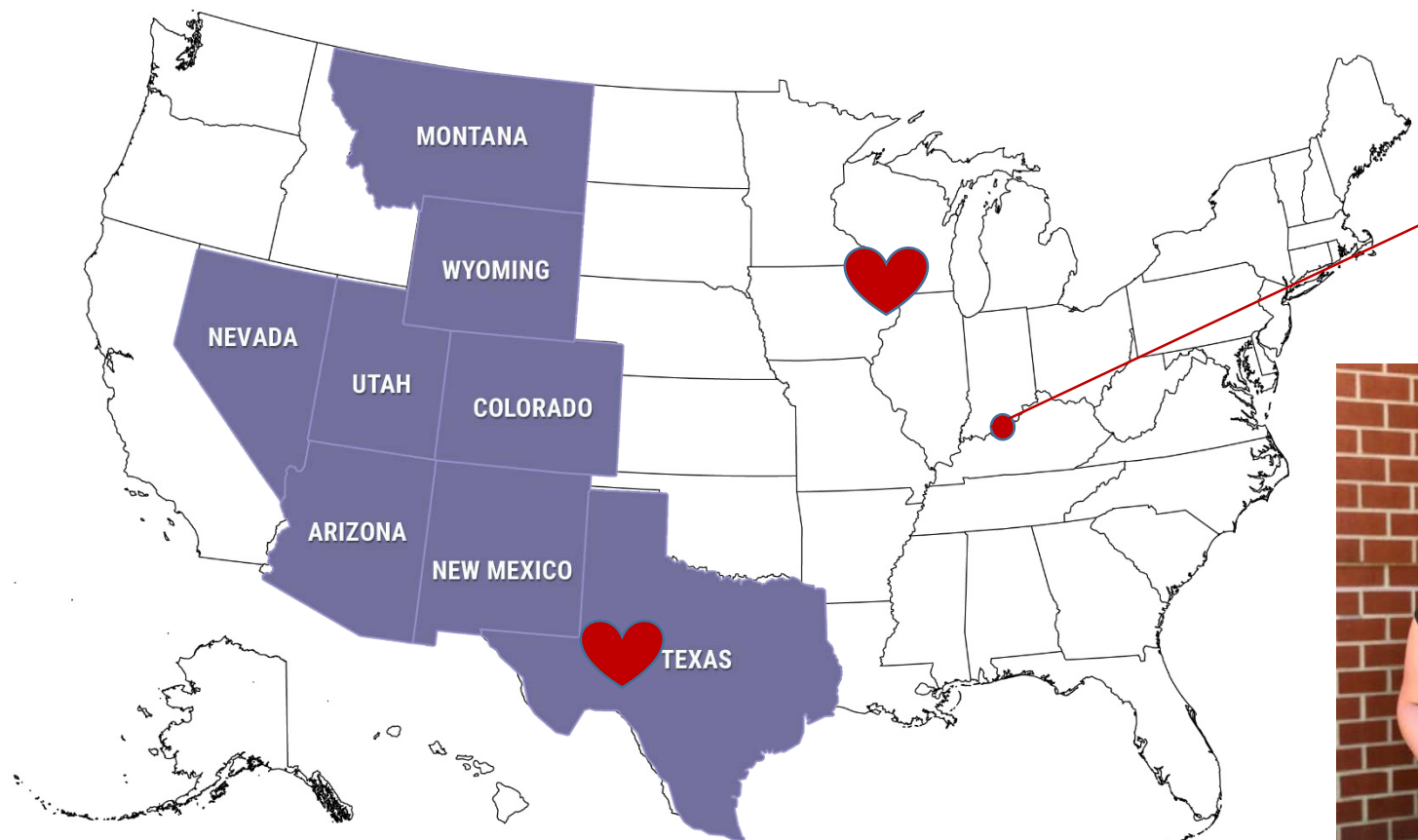
Outline



- Introduce our evaluation team
- Progress so far
- Plans for the current four year cycle



Our Team



UNIVERSITY OF
LOUISVILLE

SCHOOL OF PUBLIC HEALTH
& INFORMATION SCIENCES



Evaluation Overview – Years 1 to 3



Program Objectives



Objectives

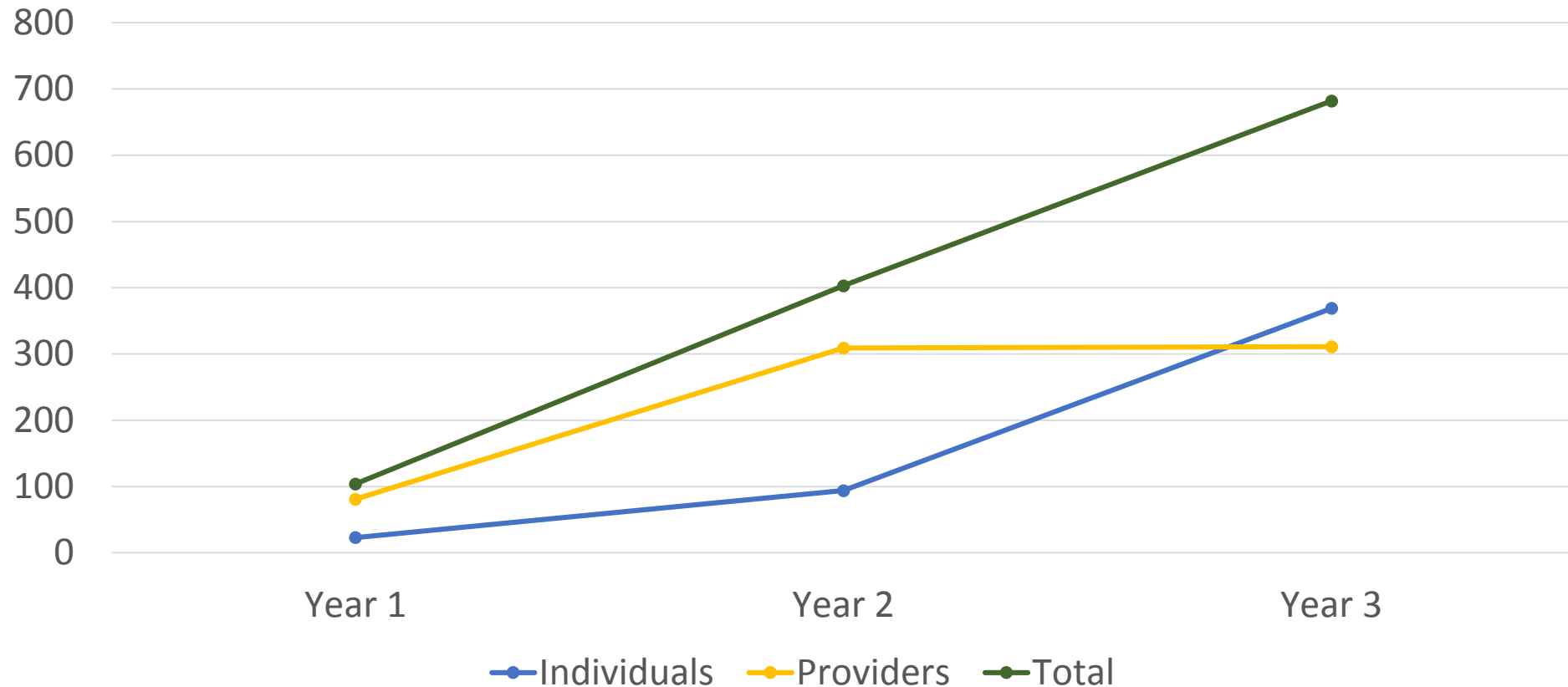
Performance Measures



Results – Performance Measures



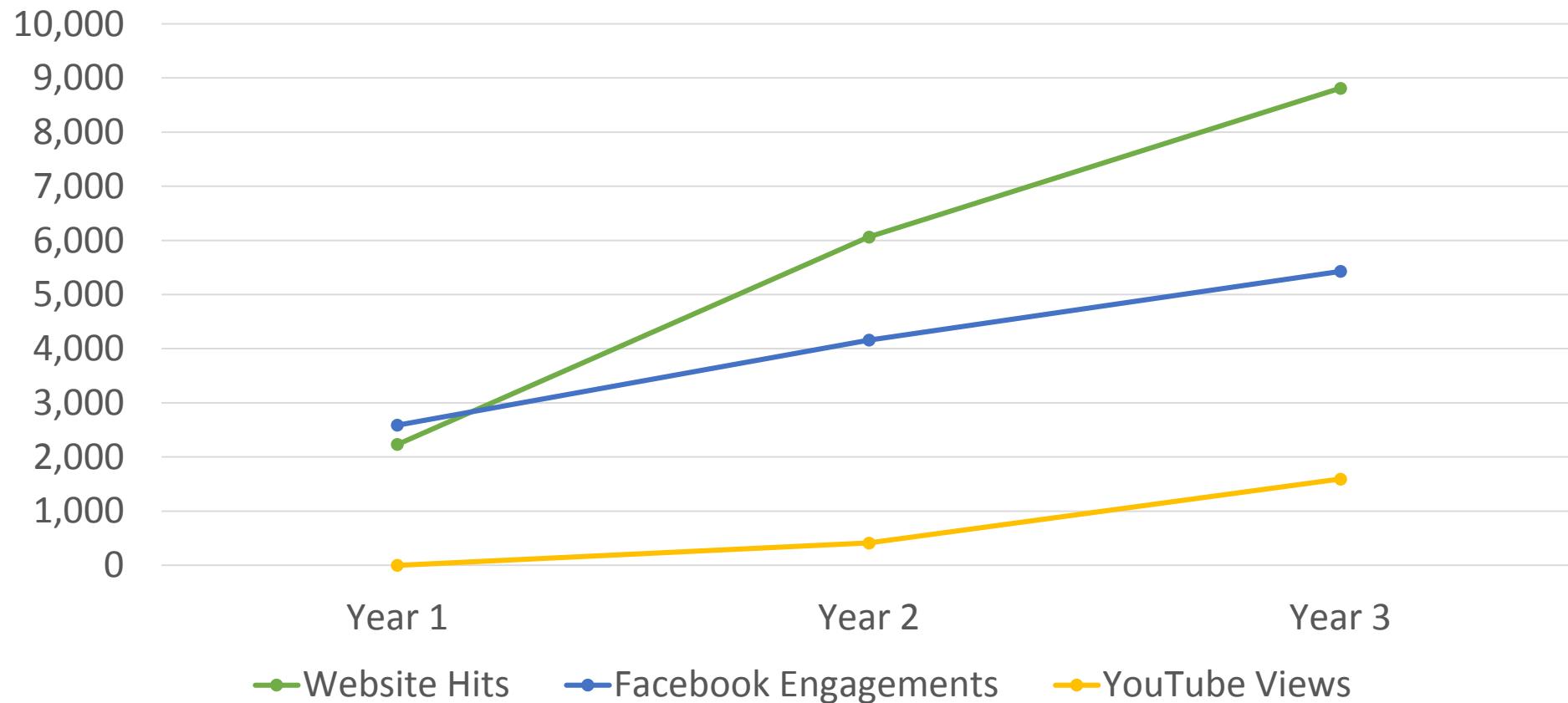
1a. Number of providers, individuals, and families that received education or training on genetics from the RGN Program



Results – Performance Measures



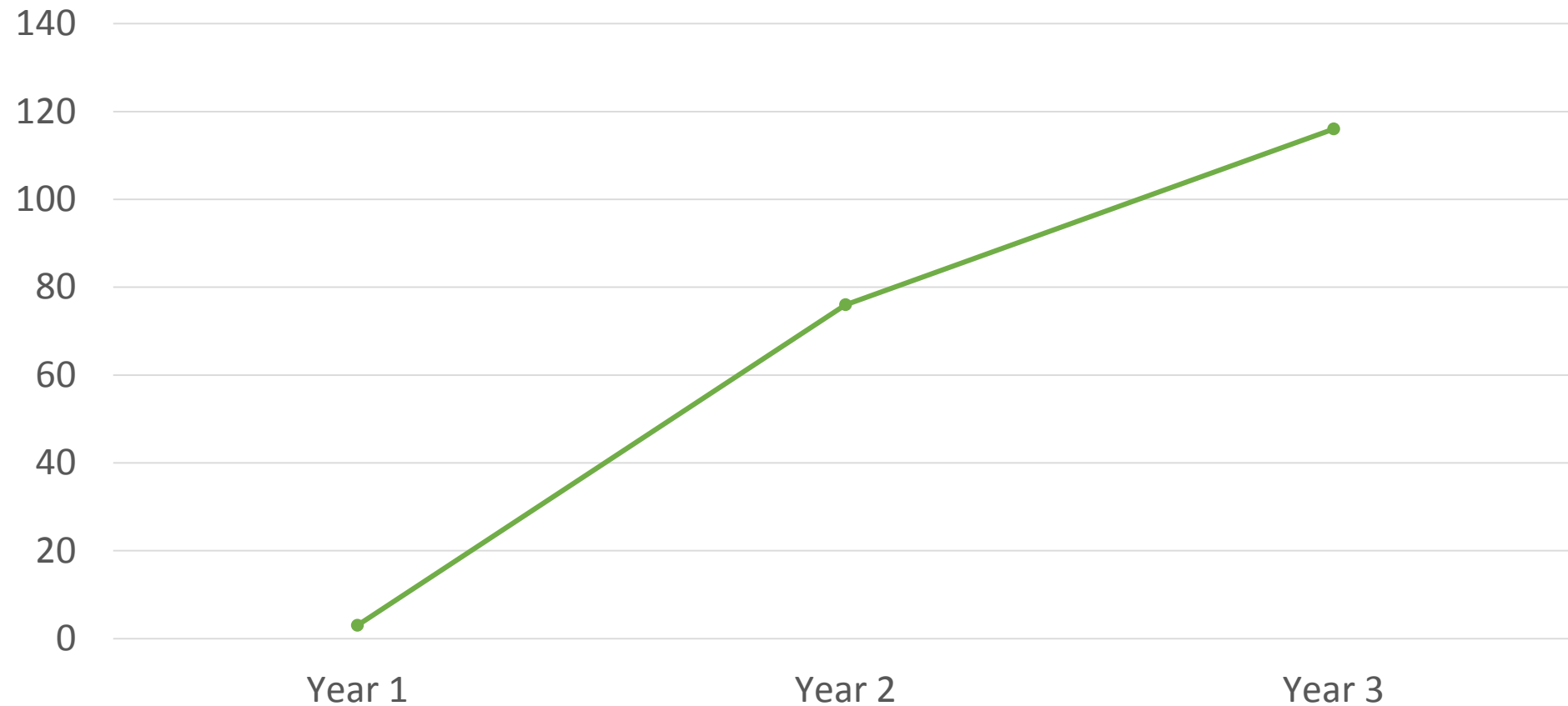
1b. Number of resources on genetics used/accessed from the RGN program



Results – Performance Measures



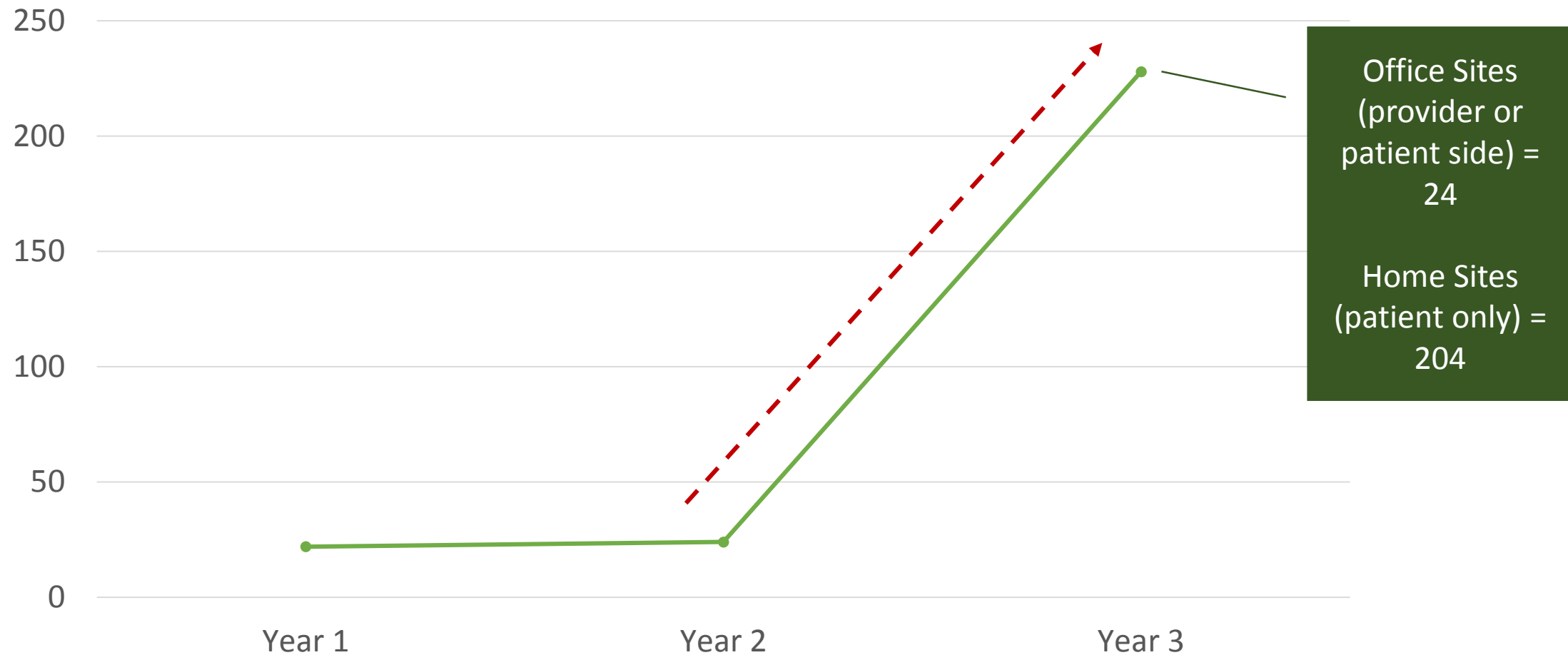
2. Number of patients for whom the RGN program facilitated connection to a geneticist or provided initial genetic services.



Results – Performance Measures



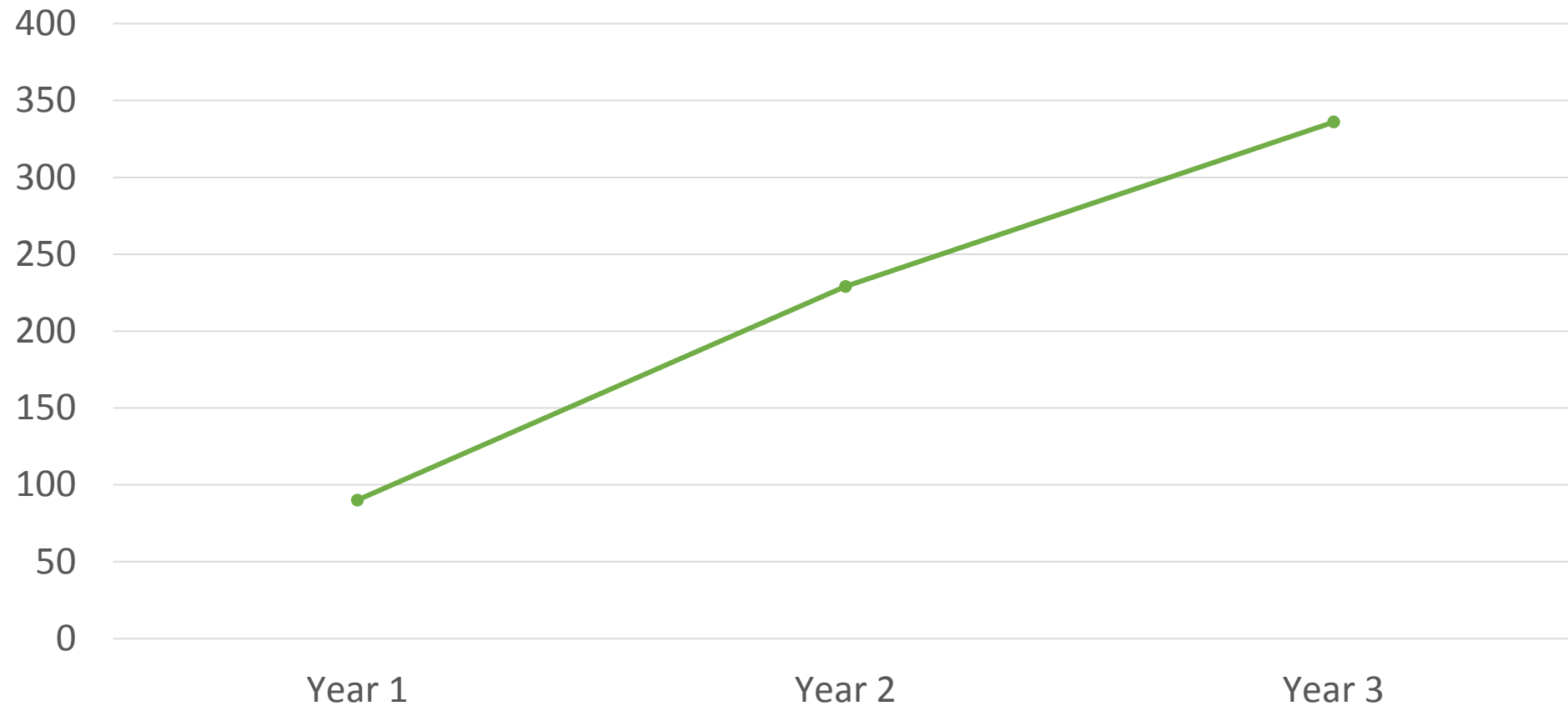
4. Number of RGN sites that use telehealth modalities.



Results – Performance Measures



5. Number of patients for whom telehealth modalities for genetics were used.



Results – Program Objectives

1. By May 2018, each RGN will provide services to at least 250 individuals or families within the geographic area served by the RGN.


Not met.

Served 129 individuals and families.
2. By May 2020, each RGN will provide services to at least 1,500 individuals within the geographic area served by the RGN.




Not met.

Served 1,274 individuals and families.
3. By May 2020, increase by 20 percent the number of medically underserved patients served by each RGN.

Met.

 of 428%

Results – Program Objectives

4. By May 2020, increase by 20 percent the percentage of clinical sites that use telehealth/telemedicine to provide genetic services.
Met.
 of 41%
5. By May 2020, increase by 20 percent the number of medically underserved patients receiving genetic services through telemedicine visits.
Met.
 of 279%
6. By May 2020, increase by 20 percent the number of primary care providers using RGN resources.
Met.
 in two areas

Evaluation Plans – Years 4 to 7



Program Objectives



Performance Measures



Evaluation Overview – Years 4 to 7



- By May 2024, each RGN will **facilitate connections to genetic services** for at least 2,000 individuals or families with or at risk for genetic conditions, within the geographic area served by the RGN.
- By May 2024, increase to at least 33 percent of the individuals who are medically underserved with or at risk for genetic conditions, served by each RGN.
- By May 2024, increase by 20 percent the number of **health care providers** receiving education or training through the RGN.
- By May 2024, increase by 20 percent the number of individuals with or at risk for genetic conditions, receiving genetic services through telemedicine visits.
- By May 2024, increase by 20 percent the number of RGN resources accessed.

Evaluation Overview – Years 4 to 7



- Initial emphasis on strengthening documentation and monitoring systems
- Evaluation focus:
 - Collecting data for PO and PM reporting
 - Collaborating with Time 4 Genetics partners to streamline data collection and reporting
 - Outcome evaluation for Genetics Pop-ups
 - State team case study



Thank you!

Questions?

Liza.Creel@louisville.edu



For more information on the Program Objectives or Performance Measures please visit:
https://www.mountainstatesgenetics.org/wp-content/uploads/sites/257/2020/10/MSRGN_ProgObj_PerfMeas_Summary_2020-2024.pdf