

# GENETICS SUMMIT 2021

## CONNECTING THE DOTS




AN OVERVIEW...

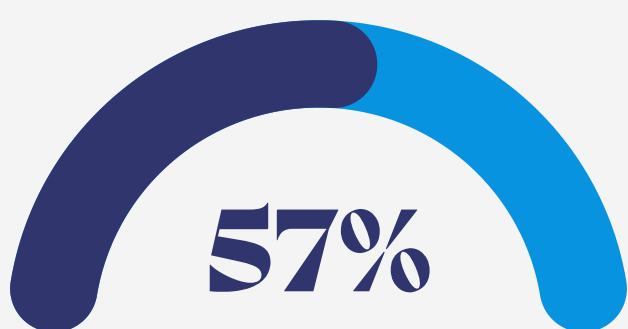
## GENETICS SUMMIT 2021

**LIVE ATTENDANCE:  
368 INDIVIDUALS**

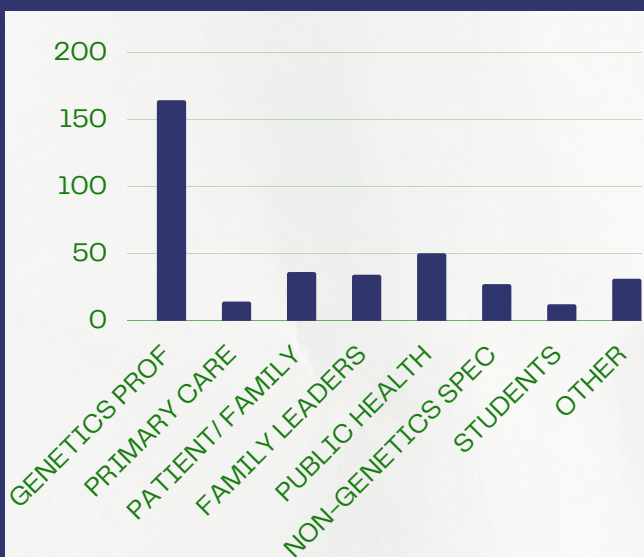
Total # of Individuals  
who Registered:  
608 individuals



**PERCENTAGE OF ATTENDEES FROM THE 8  
MOUNTAIN STATES:**

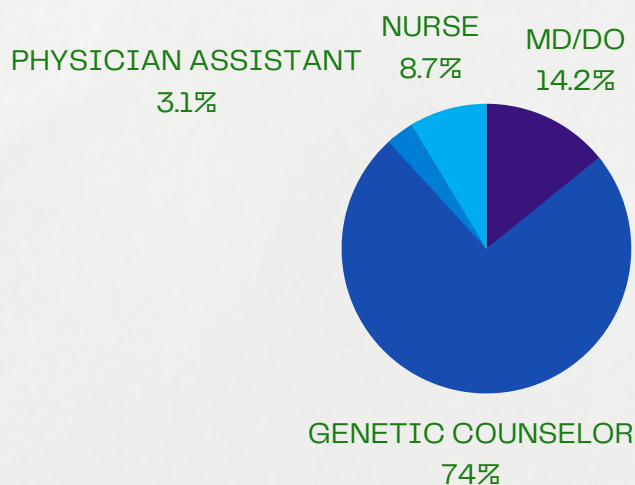


**ATTENDEES  
FROM THE MSRGN REGION:  
211/368  
(57%)**



**WHO ATTENDED?**

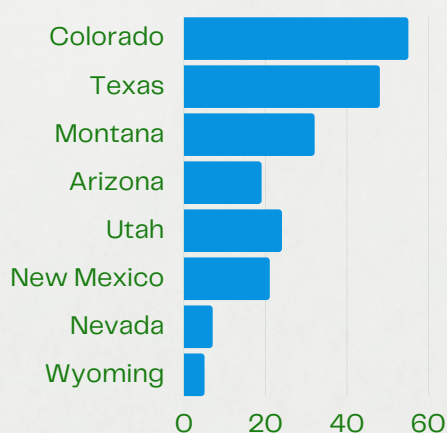
# Attended in dark blue



**WHO CLAIMED LIVE  
CONTINUING EDUCATION?**


127 individuals claimed CEU for live sessions, and within one month post summit, an additional 44+ submitted for enduring CEU

**MSRGN STATES  
REPRESENTED**



# Attended light blue

**INDIVIDUALS FROM...**



**44 STATES ATTENDED**

In addition to attendees  
from 4 Countries  
outside the USA

### FUNDING STATEMENT

This event was supported by the Health Resources and Services Administration (HRSA) of the U.S. Department of Health and Human Services (HHS) as part of an award totaling \$600,000.00 with 0 percent financed with non-governmental sources. The contents are those of the author(s) and do not necessarily represent the official views of, nor an endorsement, by HRSA, HHS, or the U.S. Government. For more information, please visit HRSA.gov.

[www.mountainstatesgenetics.org/gs2021recordings/](http://www.mountainstatesgenetics.org/gs2021recordings/)